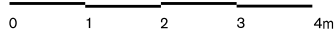


ONE

SUBIACO

TWO BEDROOM
FLOORPLANS

CRAFTED BY
BLACKBURNE



Details

Beds	2
Baths	1
Car bays	1
Store	1
Internal	74m ²
Terrace	14m ²
Total	88m ²

Location

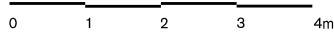
Residence
Similar
Levels
3-5



Notes

For all similar apartment plans, the following variations apply

- Size or configuration of terrace or courtyard
- Type and extent of terrace cover and soffit finish
- Type or configuration of balustrade and dividing screens
- Size or location of windows
- Type, location and inclusion of screens
- Planter box inclusions



Details

Beds	2
Baths	1
Car bays	1
Store	1
Internal	74m ²
Terrace	20m ²
Total	94m ²

Location

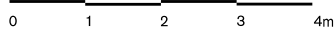
Residence
Similar
Levels
2



Notes

For all similar apartment plans, the following variations apply

- Size or configuration of terrace or courtyard
- Type and extent of terrace cover and soffit finish
- Type or configuration of balustrade and dividing screens
- Size or location of windows
- Type, location and inclusion of screens
- Planter box inclusions



Details

Beds	2
Baths	1
Car bays	1
Store	1
Internal	73m ²
Terrace	14m ²
Total	93m ²

Location

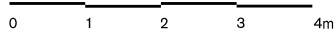
Residence
Similar
Levels
3-5



Notes

For all similar apartment plans, the following variations apply

- Size or configuration of terrace or courtyard
- Type and extent of terrace cover and soffit finish
- Type or configuration of balustrade and dividing screens
- Size or location of windows
- Type, location and inclusion of screens
- Planter box inclusions



Details

Beds	2
Baths	1
Car bays	1
Store	1
Internal	73m ²
Terrace	20m ²
Total	73m ²

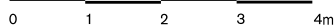
Location

Residence
Similar
Levels
2



Notes

- For all similar apartment plans, the following variations apply**
- Size or configuration of terrace or courtyard
 - Type and extent of terrace cover and soffit finish
 - Type or configuration of balustrade and dividing screens
 - Size or location of windows
 - Type, location and inclusion of screens
 - Planter box inclusions

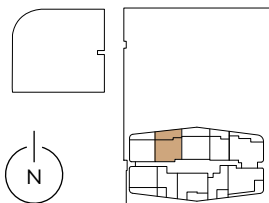


Details

Beds	2
Baths	2
Car bays	1-2
Store	1
Internal	84m ²
Terrace	40m ²
Total	124m ²

Location

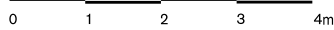
Residence	704
Similar	804, 904, 1004, 1104*, 1204
Levels	07 - 12



Notes

For all similar apartment plans, the following variations apply

- Size or configuration of terrace or courtyard
- Type and extent of terrace cover and soffit finish
- Type or configuration of balustrade and dividing screens
- Size or location of windows
- Type, location and inclusion of screens
- Planter box inclusions
- *Variations to terrace apply. Refer to strata plan.

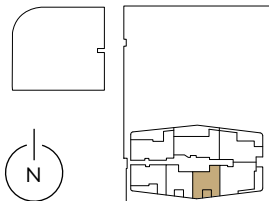


Details

Beds	2
Baths	2
Car bays	2
Store	1
Internal	98m ²
Terrace	14m ²
Total	112m ²

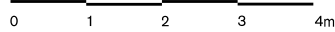
Location

Residence	1306
Similar	1406, 1506, 1606, 1706
Levels	13 - 17



Notes

- For all similar apartment plans, the following variations apply**
- Size or configuration of terrace or courtyard
 - Type and extent of terrace cover and soffit finish
 - Type or configuration of balustrade and dividing screens
 - Size or location of windows
 - Type, location and inclusion of screens
 - Planter box inclusions

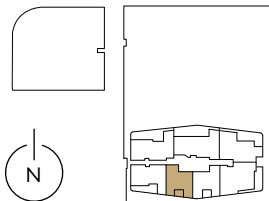


Details

Beds	2
Baths	2
Car bays	2
Store	1
Internal	104m ²
Terrace	14m ²
Total	118m ²

Location

Residence	1307
Similar	1407, 1507, 1607, 1707
Levels	13 - 17



Notes

- For all similar apartment plans, the following variations apply**
- Size or configuration of terrace or courtyard
 - Type and extent of terrace cover and soffit finish
 - Type or configuration of balustrade and dividing screens
 - Size or location of windows
 - Type, location and inclusion of screens
 - Planter box inclusions