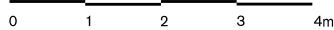
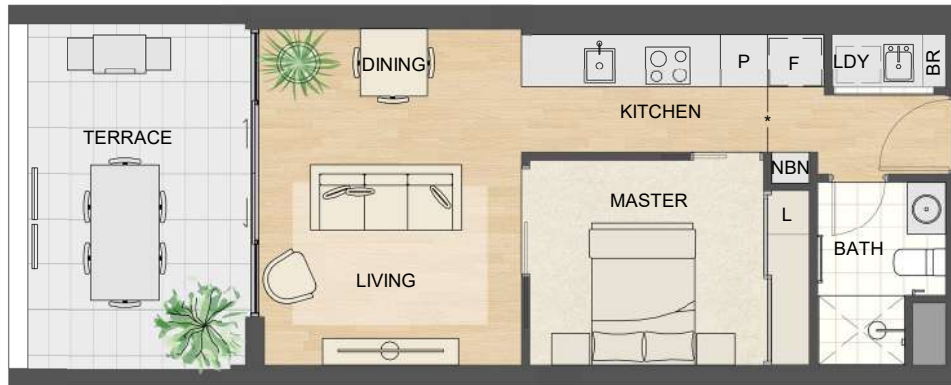


ONE

SUBIACO

ROKEBY
FLOORPLANS

CRAFTED BY
BLACKBURNE

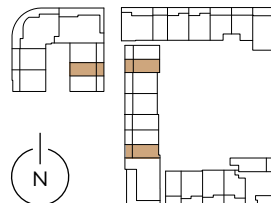


Details

Beds	1
Baths	1
Car bays	1
Store	1
Internal	45m ²
Terrace	12m ²
Total	57m ²

Location

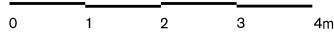
Residence	213, 308, 313, 407, 412
Similar	419, 507*, 512
Levels	02 - 05



Notes

For all similar apartment plans, the following variations apply

- Size or configuration of terrace or courtyard
- Type and extent of terrace cover and soffit finish
- Type or configuration of balustrade and dividing screens
- Size or location of windows
- Type, location and inclusion of screens
- Planter box inclusions
- *Indicative line of reduced ceiling to 2300mm high (Residence 507 only)



Details

Beds	1
Baths	1
Car bays	0-1
Store	1
Internal	44m ²
Terrace	11m ²
Total	55m ²

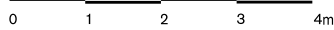
Location

Residence
224
Similar
324
Levels
02 - 03



Notes

- For all similar apartment plans, the following variations apply**
- Size or configuration of terrace or courtyard
 - Type and extent of terrace cover and soffit finish
 - Type or configuration of balustrade and dividing screens
 - Size or location of windows
 - Type, location and inclusion of screens
 - Planter box inclusions



Details

Beds	1
Baths	1
Car bays	1
Store	1
Internal	49m ²
Terrace	13m ²
Total	62m ²

Location

Residence
225

Similar
325

Levels
02 - 03



Notes

- For all similar apartment plans, the following variations apply**
- Size or configuration of terrace or courtyard
 - Type and extent of terrace cover and soffit finish
 - Type or configuration of balustrade and dividing screens
 - Size or location of windows
 - Type, location and inclusion of screens
 - Planter box inclusions