

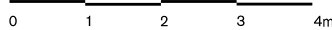
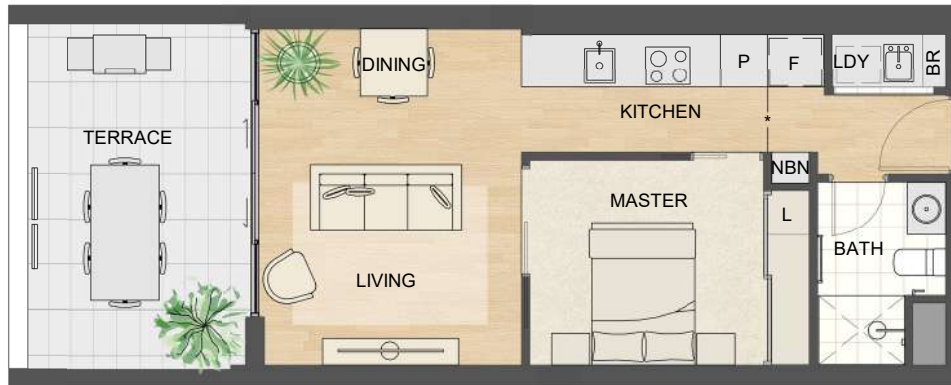
# ONE

SUBIACO

---

## ONE BEDROOM FLOORPLANS

CRAFTED BY  
**BLACKBURNE**



### Details

Beds	1
Baths	1
Car bays	1
Store	1
Internal	45m <sup>2</sup>
Terrace	12m <sup>2</sup>
Total	57m <sup>2</sup>

### Location

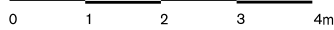
<b>Residence</b>	213, 308, 313, 407, 412
<b>Similar</b>	419, 507*, 512
<b>Levels</b>	02 - 05



### Notes

**For all similar apartment plans, the following variations apply**

- Size or configuration of terrace or courtyard
- Type and extent of terrace cover and soffit finish
- Type or configuration of balustrade and dividing screens
- Size or location of windows
- Type, location and inclusion of screens
- Planter box inclusions
- \*Indicative line of reduced ceiling to 2300mm high (Residence 507 only)



### Details

Beds	1
Baths	1
Car bays	0-1
Store	1
Internal	44m <sup>2</sup>
Terrace	11m <sup>2</sup>
Total	55m <sup>2</sup>

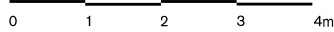
### Location

<b>Residence</b>	224
<b>Similar</b>	324
<b>Levels</b>	02 - 03



### Notes

- For all similar apartment plans, the following variations apply**
- Size or configuration of terrace or courtyard
  - Type and extent of terrace cover and soffit finish
  - Type or configuration of balustrade and dividing screens
  - Size or location of windows
  - Type, location and inclusion of screens
  - Planter box inclusions



### Details

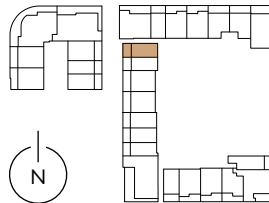
Beds	1
Baths	1
Car bays	0-1
Store	1
Internal	45m <sup>2</sup>
Terrace	14m <sup>2</sup>
Total	59m <sup>2</sup>

### Location

**Residence**  
214

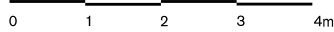
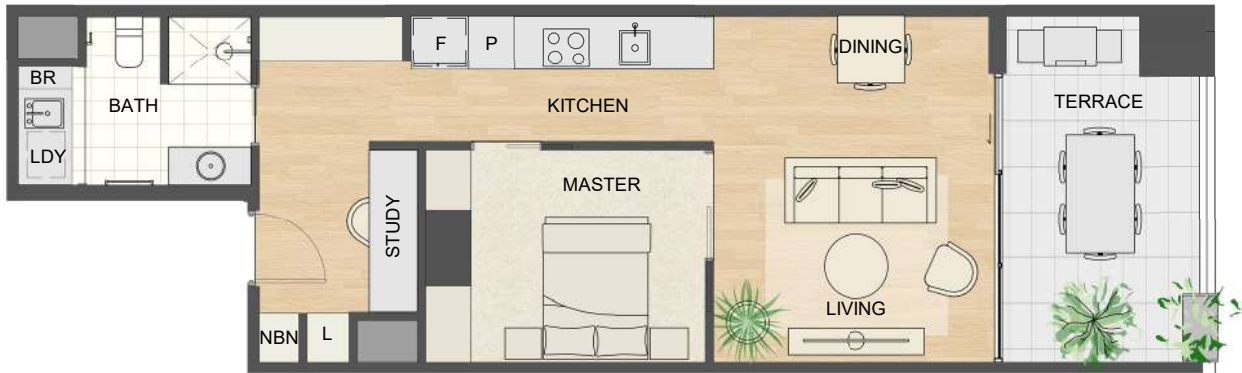
**Similar**  
107, 314, 413, 513

**Levels**  
01 - 05



### Notes

- For all similar apartment plans, the following variations apply**
- Size or configuration of terrace or courtyard
  - Type and extent of terrace cover and soffit finish
  - Type or configuration of balustrade and dividing screens
  - Size or location of windows
  - Type, location and inclusion of screens
  - Planter box inclusions



## Details

Beds	1
Baths	1
Car bays	1
Store	1
Internal	52m <sup>2</sup>
Terrace	12m <sup>2</sup>
Total	64m <sup>2</sup>

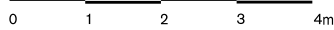
## Location

<b>Residence</b>	201
<b>Similar</b>	101, 301
<b>Levels</b>	01 - 03



## Notes

- For all similar apartment plans, the following variations apply**
- Size or configuration of terrace or courtyard
  - Type and extent of terrace cover and soffit finish
  - Type or configuration of balustrade and dividing screens
  - Size or location of windows
  - Type, location and inclusion of screens
  - Planter box inclusions



### Details

Beds	1
Baths	1
Car bays	1
Store	1
Internal	49m <sup>2</sup>
Terrace	13m <sup>2</sup>
Total	62m <sup>2</sup>

### Location

<b>Residence</b>
225
<b>Similar</b>
325
<b>Levels</b>
02 - 03



### Notes

- For all similar apartment plans, the following variations apply**
- Size or configuration of terrace or courtyard
  - Type and extent of terrace cover and soffit finish
  - Type or configuration of balustrade and dividing screens
  - Size or location of windows
  - Type, location and inclusion of screens
  - Planter box inclusions